

Copyright warning

Sharing, copying, reproduction or distribution of this presentation in any form or by any means is strictly prohibited.

Permission to use this PowerPoint presentation is granted only to schools which have purchased the Initialit-1 program in its entirety and which have completed the associated training with MultiLit Pty Ltd. All other conditions of sale must also be complied with.

InitialLit



Lesson 10: 'sh' (shell), 'wh' (whale)



Activity 1: Review

Activity 1: Review

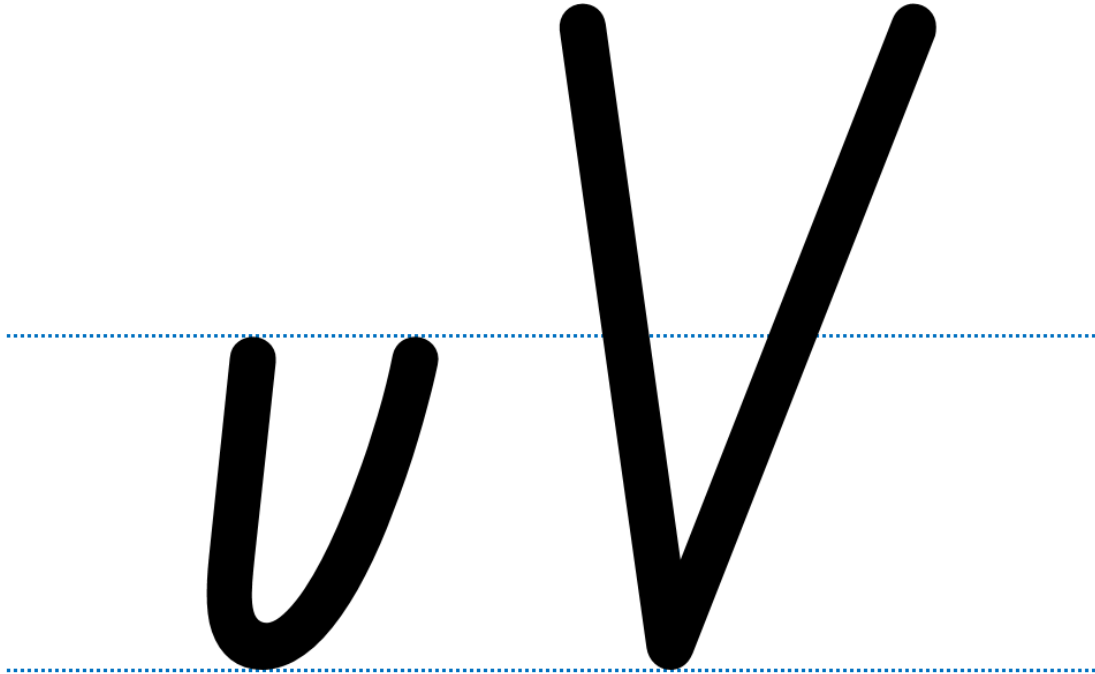
Letter-sound correspondence

Steps 1 – 3

sh



shell

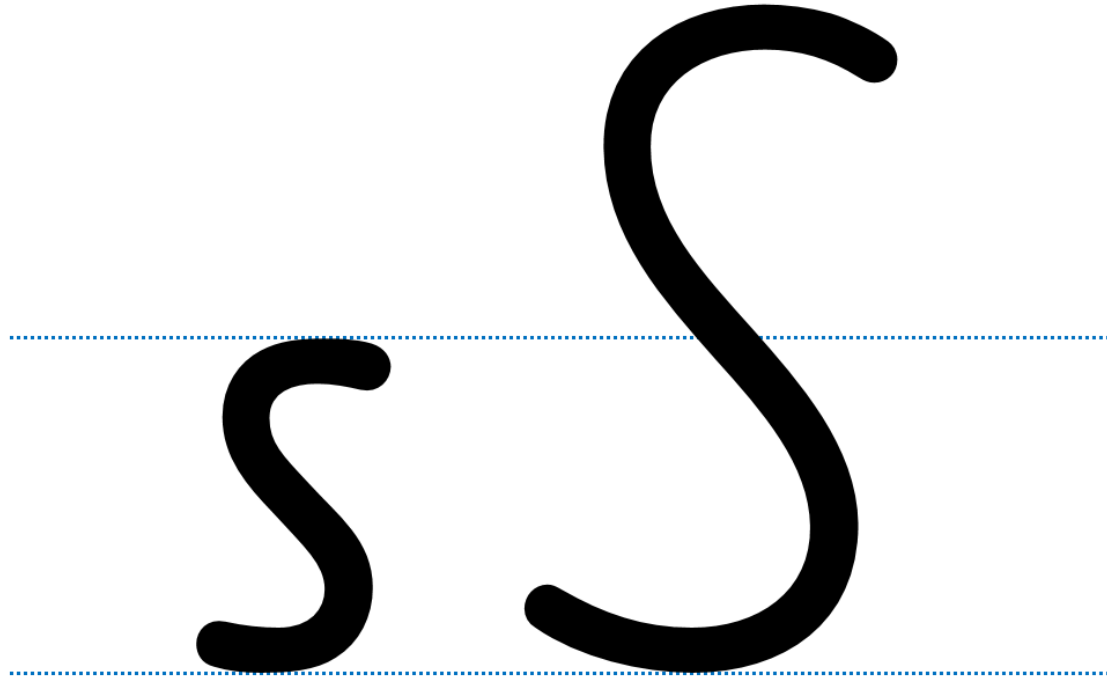


Vera Vulture

ff



sniff



Sammy Seal

h H



Hannah Hippo

r R

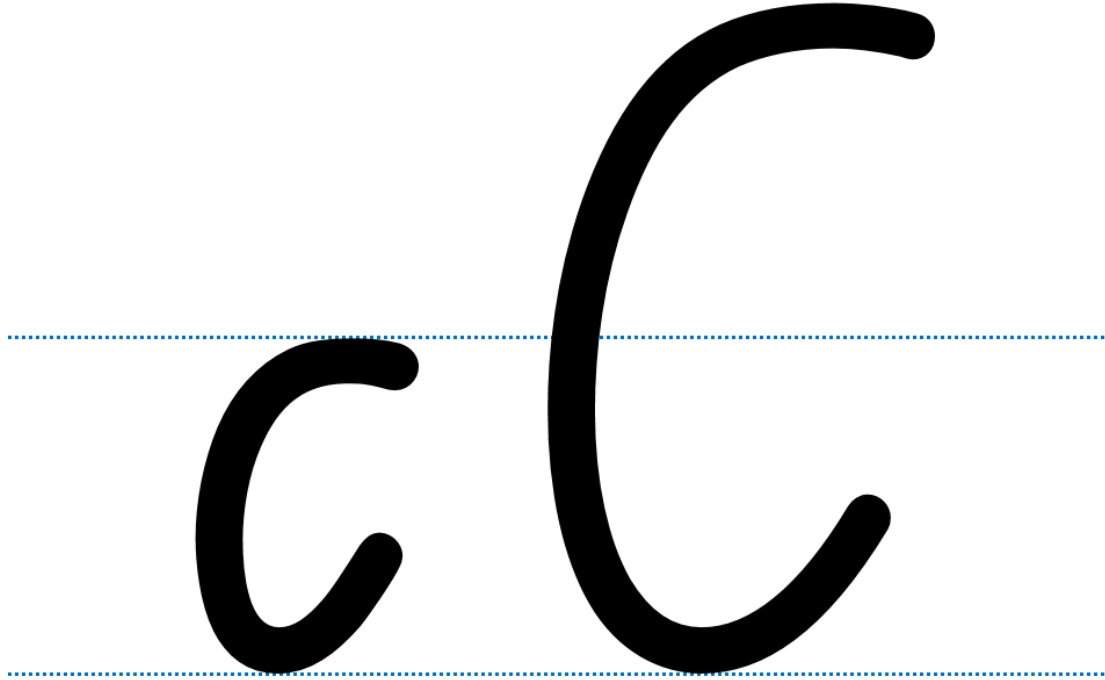


Rosie Rabbit

g G



Gary Gecko



Cody Camel

ll




bell

u U



Umbrella Up

Ss



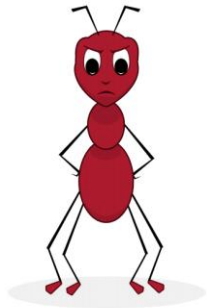
hiss

ck



duck

a A



Andy Ant

z z




buzz

Activity 1: Review

Vowels and consonants

Steps 4 – 6

Andy Ant




a

Eric Elephant



e

Iggy Insect



i

Ollie Otter



o

Umbrella Up



u

Activity 1: Review

Tricky words: put, have, were
Steps 7 – 8

put

Activity 1: Review

Tricky words: put, have, were
Step 9

have

were

wh Activity 2: Digraph 'wh'




Refer to Handbook

Activity 2: Digraph 'wh'

Steps 2 – 4

wh



whale

win

wag

wish

when

whip

whisk



Refer to Handbook

flash

Activity 3: Flashcards



Refer to Handbook

when



shack

crash

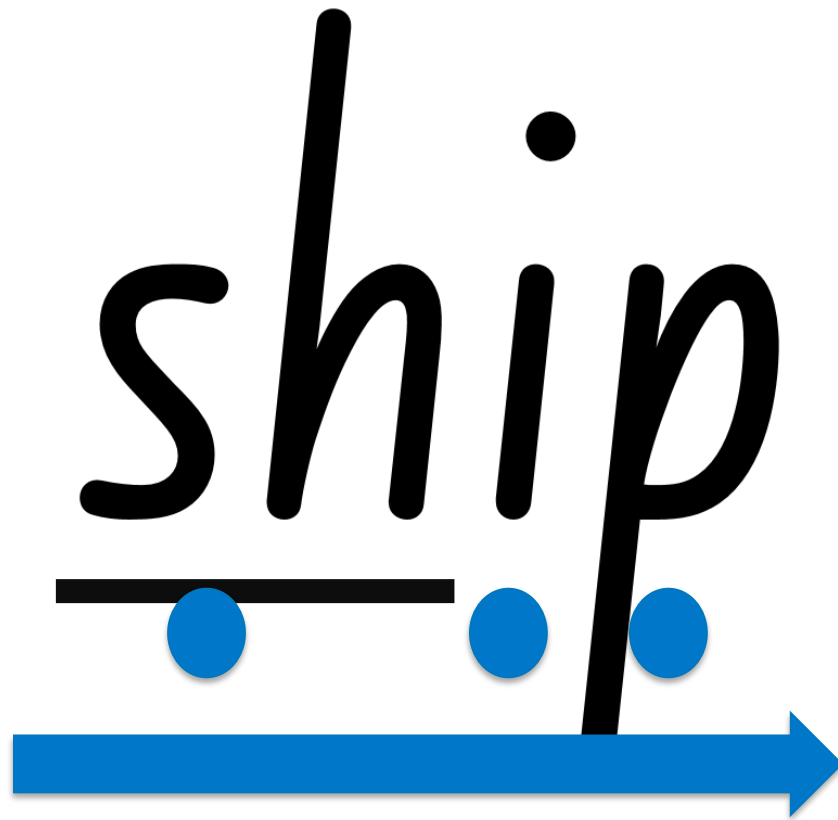


which



whip

ship

The word "ship" is written in a cursive font. A horizontal blue arrow points to the right, positioned below the word. A black horizontal line is drawn above the letters 's', 'h', and 'i'. Three blue circles are placed below this line, one under each of the letters 's', 'h', and 'i', indicating the starting points for writing these letters. A black dot is placed above the letter 'i', indicating the starting point for writing the dot.

push

whisk



Activity 3: Flashcards
Working towards fluency
Step 4

shack

Activity 3: Flashcards

Working towards fluency
Step 5

whip

crash

ship

whisk

p osh

which

when

Move to desks to complete Activity 4: Sentence dictation



Activity 4: Sentence dictation



Refer to Handbook