

Copyright warning

Sharing, copying, reproduction or distribution of this presentation in any form or by any means is strictly prohibited.

Permission to use this PowerPoint presentation is granted only to schools which have purchased the Initialit-1 program in its entirety and which have completed the associated training with MultiLit Pty Ltd. All other conditions of sale must also be complied with.

Initialit



Lesson 9: 'sh' (shell)




Activity 1: Review

Activity 1: Review

Letter-sound correspondence

Steps 1 – 2

ck



duck

ll



bell

b B


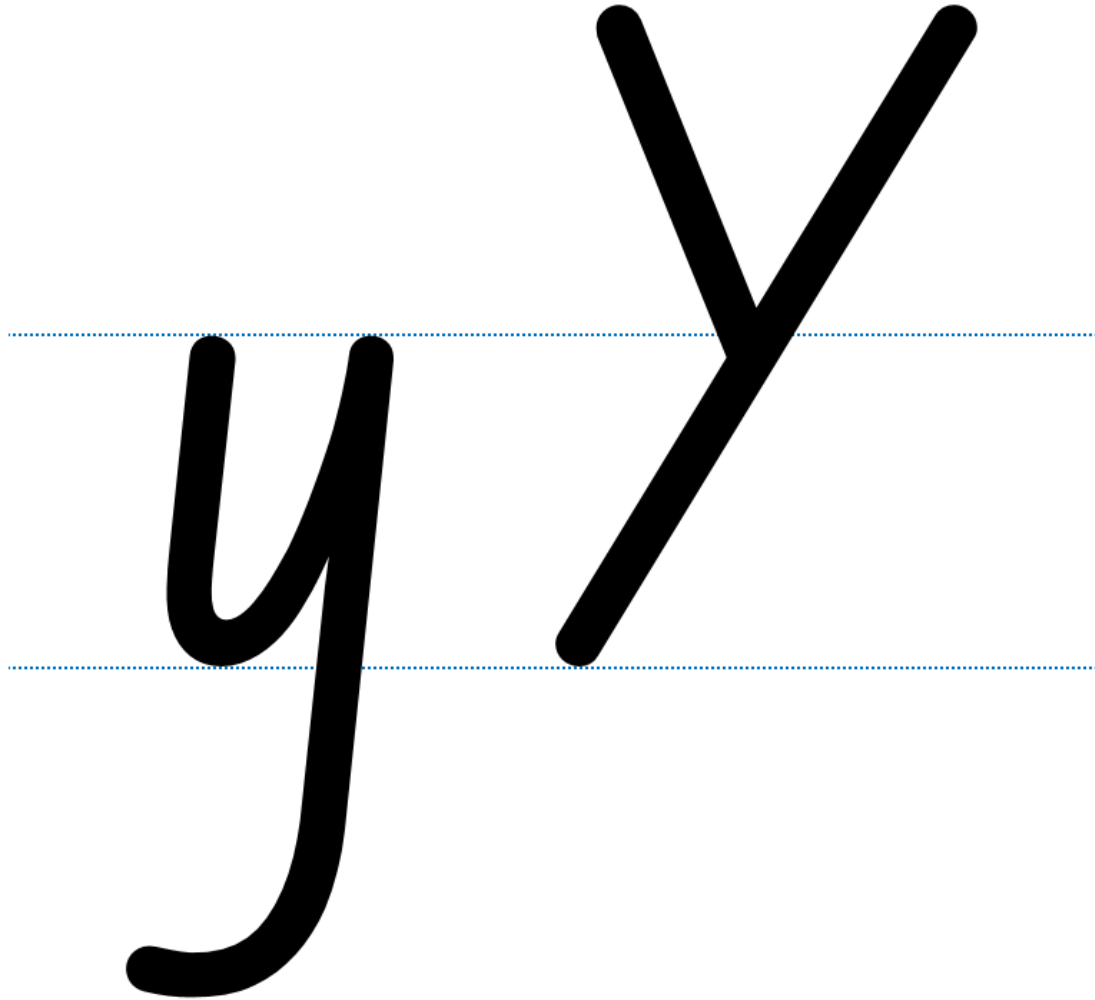


Bessie Bilby

z Z



Zippy Zebra

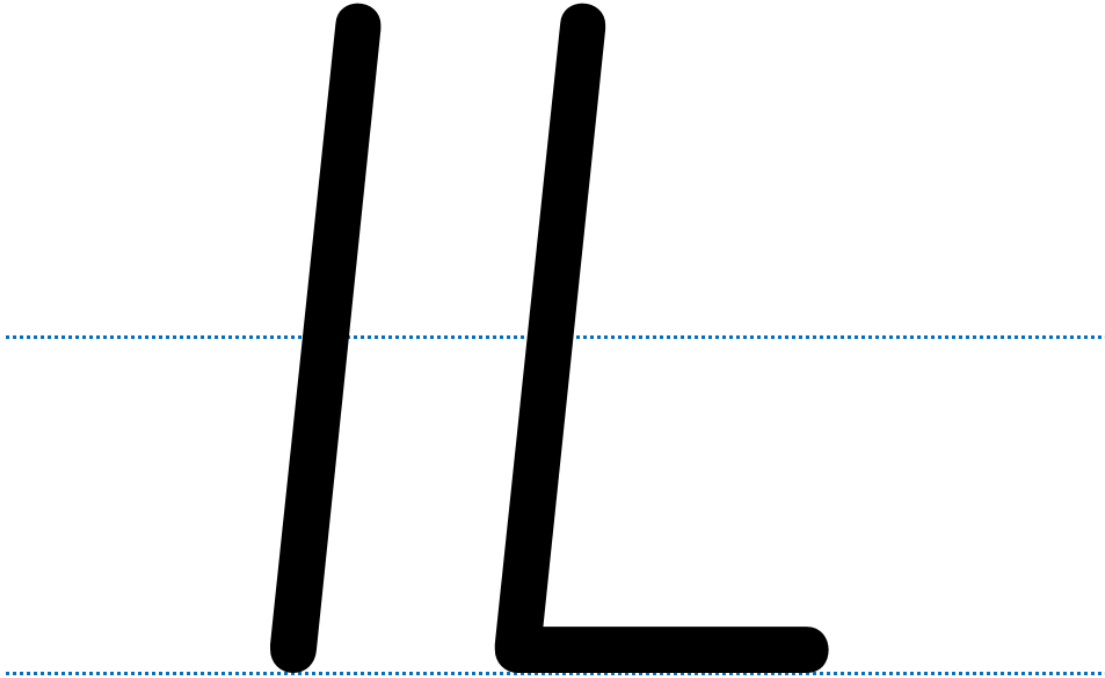


Yawning Yak

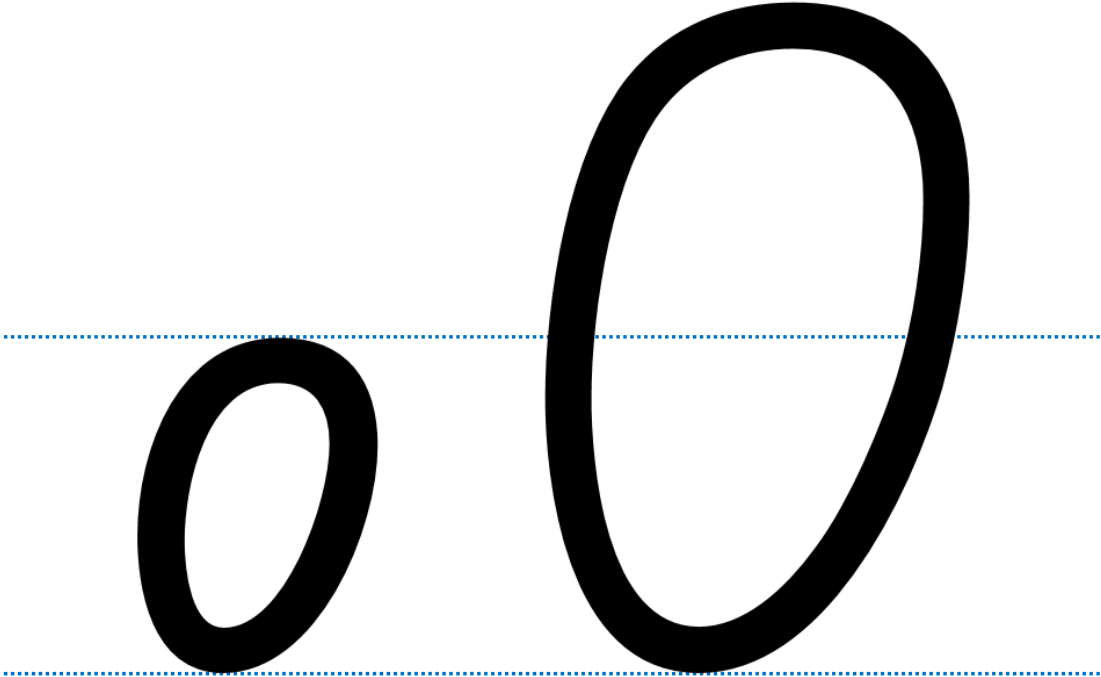
z z



buzz



Lou Lou Ladybug



Ollie Otter

ff



sniff

k K



Kelly Kitten

d D



Danny Dingo

p P



Poppy Princess

S S



hiss

Activity 1: Review

Terminology

Steps 3 – 4



Refer to Handbook

Activity 1: Review

Concept Card

Step 5

A consonant is ...

Activity 1: Review

Concept Card

Step 6

*...a letter that is not
a vowel.*

~~a~~ b c d ~~e~~ f g h ~~i~~ j k l m n ~~o~~ p q r s t ~~u~~ v w x y z



Refer to Handbook



Activity 2: Reading and spelling tricky words (put, have, were)

Step 1



Refer to Handbook

Activity 2: Reading and spelling tricky words (put, have, were)

Initialit-1

Tricky word: put

Steps 2 – 8

put

Tricky words: have, were

Step 9

have

were

Activity 2: Reading and spelling tricky words (put, have, were)

Initialit-1

Final review for reading – Set 1 and Set 2 (put, have, were)

Step 10

you

said

have

put

was

her

are

were

very



Refer to Handbook

sh **Activity 3: Digraph 'sh'**



Refer to Handbook

Activity 3: Digraph 'sh'

Steps 3 – 7

sh



shell



Refer to Handbook




Activity 4: Reading words and sentences

Activity 4: Reading words and sentences


Steps 1 – 4



shut



wish



shack



rush

A tracing guide for the word "rush" in cursive. The word is written in black. Below the letters are blue dots and a horizontal line for the 'r', and a blue arrow pointing right for the 'u' and 'sh'.

shrug

The word 'shrug' is written in a cursive script. A horizontal blue arrow points to the right below the word, indicating the direction of writing. Four blue dots are placed below the letters 's', 'h', 'r', and 'u' to mark the starting points for each letter's stroke. A horizontal black line is drawn above the 's' and 'h'.

Activity 4: Reading words and sentences

Working towards fluency

Step 7

ship

Activity 4: Reading words and sentences

Working towards fluency

Step 8

rush

shrug

shack

wish

shut

Activity 4: Reading words and sentences

Reading sentences

Steps 9 – 12

I have a pink brush.

Tash and Nick were in the shop.



Activity 5: Hot Potato (optional)

Activity 5: Hot Potato (optional)

Oral segmenting – Hot potato

Steps 1 – 5



Refer to Handbook